


Toothpicks and Blue Tac

Resources:

24 toothpicks

Blu Tack

Stick 6 toothpicks together with Blue Tac to make a triangular based pyramid, a tetrahedron.




One Tetrahedron



Three tetrahedra make the base

Make four tetrahedra. Stick 3 together to make a larger triangular base and stick the fourth tetrahedron on top.



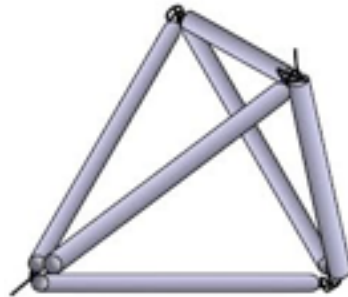
Sierpinski tetrahedron made out of four tetrahedra

FANTASTIC FRACTALS

Make Your Own Sierpinski Tetrahedron

Drinking Straw Tetrahedron

Resources:
6 straw segments
pipe cleaners



Create tripod shapes by twisting two short lengths of pipe cleaner together. Make four, one for each vertex. Connect the straws together using the pipe cleaner vertices.

Alternatively, thread string through the straws and tie them together.

How To Make Newspaper Sticks


Resources:
Used Magazines
Sticky Tape
String

Sticks made from rolled up newspaper or magazines provide a cost free resource that can be used for measurement, making geometrical models, and number work.

Tightly roll half a sheet of newspaper. The best way to do this is to fold the newspaper in three before you start rolling, so that the edges of the newspaper are inside the roll. That way the final roll will be neater.

Use sticky tape to secure the roll.

Roll the paper with string inside leaving short lengths protruding that can be tied to fasten the sticks together.



http://en.wikipedia.org/wiki/Tetrahedron_in_Bottrop

<http://www.ics.uci.edu/~epstein/junkyard/all.html>